

**ULTIMATE**  
究極 SHORT THROW

# Ultimate Short Throw LCD Projectors

For Business and Education

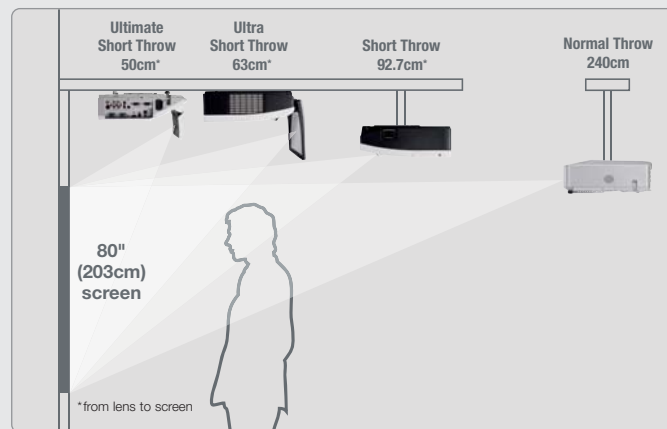
▶ CP-AW250NM ▶ CP-A300NM ▶ ED-A220NM



**HITACHI**  
Inspire the Next

# What is **Ultimate Short Throw**?

An Ultimate projector isn't only about throw distance; it's a combination of features that make it stand out from ordinary short throw projectors. Extremely short throw distances often result in distorted and poor image quality, but not the Ultimate Short Throw. Hitachi's Ultimate Short Throw projector achieves just the optimum balance between throw distance and image quality.



## **Ultimate Short Throw can be defined as:**

### ▶ **Ultimate in Picture Quality**

- Throw ratio of less than 0.35:1
- Distortion of less than 0.5% corner to corner
- Digital image correction for barrel, pincushion and corner distortion

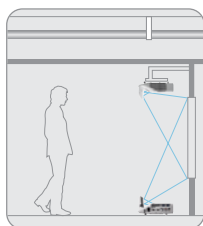
### ▶ **Ultimate in Installation**

- Available wall mount with minimum 6 axis fine adjustment
- Projector weight less than 4Kg
- Installation possible by 1 person
- Built in templates for installation

### ▶ **Ultimate in Connectivity**

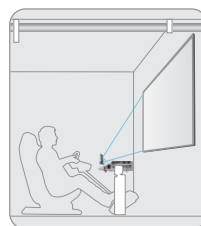
- Audio output > 7W
- HDMI, RGB and Video (Component, Composite or S-Video) inputs
- RS-232 control port
- Audio Pass through in Standby Mode
- Ethernet connection with free control and monitoring software

## **Ultimate Short Throw** applications



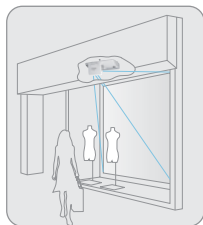
### **False/High ceilings**

Rooms with awkward ceilings – the Ultimate Short Throw projectors can be wall mounted, therefore problems relating to large voids above suspended ceilings are a thing of the past.



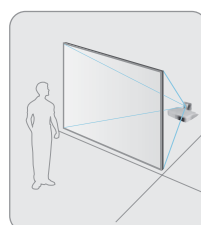
### **Entertainment**

Get closer to the action than ever. Create an immersive experience by projecting large screens for gaming and videos with no shadowing effects.



### **Shop window**

Ultimate Short Throw Technology opens up a world of new possibilities in retail and digital signage applications. From shop window installations to interactive maps in airport lounges, images can be projected on to surfaces that were never thought possible, and all to enhance the customer experience.



### **Rear projection**

Ideal for rear projection due to the short throw distance, resulting in a clean and compact space-saving installation.

## **Easy installation and adjustment**

The light weight design enables a single person to mount the projector quickly in a few simple steps.



1 Fix wall plate to wall



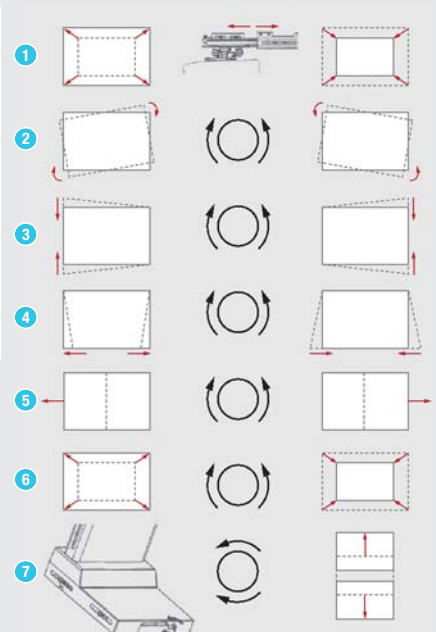
2 Fit boom to wall plate




3 Slide projector (with bracket attached) on to boom arm



For fine adjustment all 6 axis can be individually corrected using the large dials located on the exceptionally versatile Hitachi mount. The diagrams opposite show how each dial can correct an image. In addition there is a fine vertical adjustment which can move the entire image up or down.




## ▶ Ultimate Picture Quality



### Perfect Fit

The enhanced Hitachi Perfect Fit now incorporates eight point adjustment which includes all four corners and sides. This intuitive feature helps make correcting complicated or geometric distortions caused by imperfections in screen flatness as quick as possible.



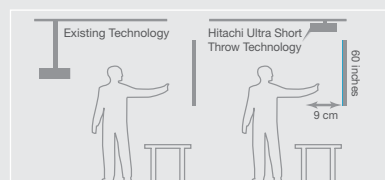
Normal



Daytime Mode

### Daytime Mode


Projected images may sometimes be difficult to see under bright lighting. The Daytime Mode uses image quality correction technology to counter the effects of light, ensuring clear, vivid images.



### No glare or shadows

Traditional projectors dazzle people, Hitachi's unique Ultra Short Throw Technology means if you stand in front of the projector the light beam won't shine in your eyes.

## ▶ Ultimate Connectivity



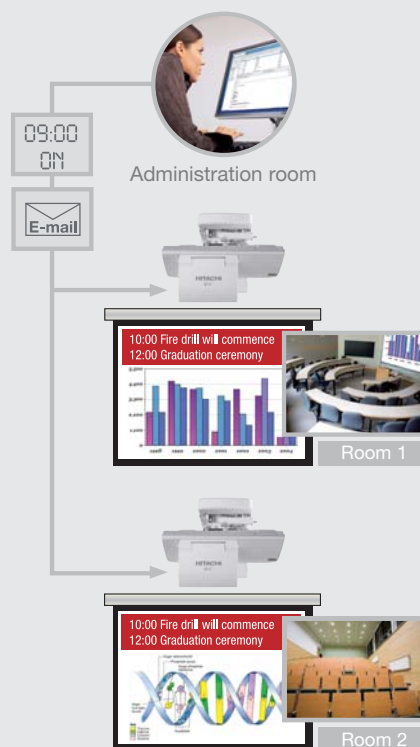

### Full HD 1080p signal support

With the inclusion of an HDMI port the Ultimate range of projectors are capable of supporting Full HD signals from a range of devices including a Blu-ray player, perfect if you wish to watch a film on a large screen.

### Convenient networking functions

The Ultimate Short Throw range offers flexible networking capabilities. Administrators can conveniently schedule a variety of actions for multiple projectors on the network, including automatic Power On/Off and Centralised Reporting. The clever messenger function also allows messages to be sent to multiple projectors instantly or at a specified time. This is ideal for information which needs to go out over a large area fast.

### Connectivity



## ▶ Ultimate Reliability

### Eco-friendly and highly reliable with fewer components

To ensure our new Ultimate Short Throw models are highly reliable and light weight we have consolidated their components and used fewer screws to manufacture them.


This means that not only will they require less maintenance but they also require less packaging. We are also working hard to curb greenhouse gas emissions in every phase of our production process by implementing the following:

#### Paint-free casing

Paint can release harmful emissions into the air and environment, so we choose alternatives for our projectors.

#### Recyclable carton boxes

Our carton boxes are now made of 100% recyclable material, so they shouldn't contribute to landfill waste.



### Easy Maintenance

Now you can benefit from extended maintenance intervals with Hitachi's hybrid filter and long life lamp. Both last up to an exceptional 5000 hours and can be replaced easily using the cover located on the back of the projector.



### Versatile Security Functions

Projectors are equipped with a security bar allowing a chain to be attached.





## TECHNICAL SPECIFICATIONS

## MULTI PURPOSE

## EDUCATION

MODEL	CP-AW250NM	CP-A300NM	ED-A220NM
<b>OPTICAL</b>			
Resolution	WXGA (1280 x 800)	XGA (1024 x 768)	XGA (1024 x 768)
Brightness	2500 ANSI Lumens (Normal Mode) 1700 ANSI Lumens (Eco Mode)	3000 ANSI Lumens (Normal Mode) 2000 ANSI Lumens (Eco Mode)	2200 ANSI Lumens (Bright Mode) 1500 ANSI Lumens (Normal Mode)
Colour light output	2500 ANSI Lumens	3000 ANSI Lumens	2200 ANSI Lumens
Contrast ratio	2000:1	2000:1	2000:1
Lens	Free shaped lens and motorised free shaped mirror	Free shaped lens and motorised free shaped mirror	Free shaped lens and motorised free shaped mirror
Mirror	Yes (motorised)	Yes (motorised)	Yes (motorised)
Lamp life	3000 hours (Normal Mode)/5000 hours (Eco Mode)*	3000 hours (Normal Mode)/5000 hours (Eco Mode)*	3000 hours (Bright Mode)/5000 hours (Normal Mode)*
Diagonal display size	60~100" (152~254cm)	60~100" (152~254cm)	60~100" (152~254cm)
Keystone correction	Fixed, 5.2:-1 upward shift	Fixed, 6.1:-1 upward shift	Fixed, 6.1:-1 upward shift
Distance to width ratio (-1)	0.3:1 (fixed)	0.3:1 (fixed)	0.3:1 (fixed)
<b>COMPATIBILITY</b>			
Computer compatibility	IBM Compatible VGA, SVGA, XGA, WXGA, WXGA+, SXGA, WXGA+, UXGA, MAC 16"	IBM Compatible VGA, SVGA, XGA, WXGA, WXGA+, SXGA, SXGA+, UXGA, MAC 16"	IBM Compatible VGA, SVGA, XGA, WXGA, WXGA+, SXGA, SXGA+, UXGA, MAC 16"
Composite/S-Video	NTSC/PAL/SECAM/PAL-M/PAL-N/NTSC4.43	NTSC/PAL/SECAM/PAL-M/PAL-N/NTSC4.43	NTSC/PAL/SECAM/PAL-M/PAL-N/NTSC4.43
Video Compatibility	SDTV: 525i(480i), 525p(480p), 625i(576i) HDTV: 750p (720p@60Hz), 1125i(1080i@50/60Hz), 1125p(1080p@50/60Hz)	SDTV: 525i(480i), 525p(480p), 625i(576i) HDTV: 750p (720p@60Hz), 1125i(1080i@50/60Hz), 1125p(1080p@50/60Hz)	SDTV: 525i(480i), 525p(480p), 625i(576i) HDTV: 750p (720p@60Hz), 1125i(1080i@50/60Hz), 1125p(1080p@50/60Hz)
Plug & Play	DDC2B	DDC2B	DDC2B
<b>FEATURES</b>			
Speaker	10W Mono	10W Mono	10W Mono
Basic functions	Freeze, Magnifying, Blank, Auto adjustment, Search	Freeze, Magnifying, Blank, Auto adjustment, Search	Freeze, Magnifying, Blank, Auto adjustment, Search
Picture adjustments	Digital zoom, Equalising Gamma Correction, 2-3 pull down, Progressive Scan, Noise Reduction, Perfect Fit	Digital zoom, Equalising Gamma Correction, 2-3 pull down, Progressive Scan, Noise Reduction, Perfect Fit	Digital zoom, Equalising Gamma Correction, 2-3 pull down, Progressive Scan, Noise Reduction, Perfect Fit
Digital keystone	Manual Vertical and Horizontal Keystone Correction	Manual Vertical and Horizontal Keystone Correction	Manual Vertical and Horizontal Keystone Correction
Advanced features	MyScreen, My Memory, My Button, blackboard/whiteboard mode, Daytime Mode, input source naming (English), resolution setting, Template, Saving mode, Audio Pass through, My Text	MyScreen, My Memory, My Button, blackboard/whiteboard mode, Daytime Mode, input source naming (English), resolution setting, Template, Saving mode, Audio Pass through, My Text	MyScreen, My Memory, My Button, blackboard/whiteboard mode, Daytime Mode, input source naming (English), resolution setting, Template, Saving mode, Audio Pass through, My Text
Outward	Easy Lamp replace from Top, Rear intake air filter	Easy Lamp replace from Top, Rear intake air filter	Easy Lamp replace from Top, Rear intake air filter
Power on & off	Quick ON, Direct ON, Direct Off	Quick ON, Direct ON, Direct Off	Quick ON, Direct ON, Direct Off
Security systems	PIN-Lock, MyScreen PIN-Lock, Keypad Lock, Kensington slot, Transition Detector, Security bar	PIN-Lock, MyScreen PIN-Lock, Keypad Lock, Kensington slot, Transition Detector, Security bar	PIN-Lock, MyScreen PIN-Lock, Keypad Lock, Kensington slot, Transition Detector, Security bar
Network	Configure and control projector via web browser, receive alerts via e-mail, projector management via SNMP, Scheduling, My Image, displaying text data transferred via the network, Command Control via network, AMX Device Discovery, Messenger, PJ Link™, Network Bridge, content via LAN	Configure and control projector via web browser, receive alerts via e-mail, projector management via SNMP, Scheduling, My Image, displaying text data transferred via the network, Command Control via network, AMX Device Discovery, Messenger, PJ Link™, Network Bridge, content via LAN	Configure and control projector via web browser, receive alerts via e-mail, projector management via SNMP, Scheduling, My Image, displaying text data transferred via the network, Command Control via network, AMX Device Discovery, Messenger, PJ Link™, Network Bridge, content via LAN
<b>CONNECTIONS</b>			
Digital input	1 x HDMI	1 x HDMI	1 x HDMI
Computer input	2 x 15-pin Mini D-sub	2 x 15-pin Mini D-sub	2 x 15-pin Mini D-sub
Computer output	1 x 15-pin Mini D-sub	1 x 15-pin Mini D-sub	1 x 15-pin Mini D-sub
Video input	1 x RCA Jack (for composite) 1 x S-Video Jack 2 x Component D-sub (shared with analogue RGB)	1 x RCA Jack (for composite) 1 x S-Video Jack 2 x Component D-sub (shared with analogue RGB)	1 x RCA Jack (for composite) 1 x S-Video Jack 2 x Component D-sub (shared with analogue RGB)
Audio input	2 x Stereo Mini Jack 1 x pair RCA (L/R) 1 x Microphone Jack	2 x Stereo Mini Jack 1 x pair RCA (L/R) 1 x Microphone Jack	2 x Stereo Mini Jack 1 x pair RCA (L/R) 1 x Microphone Jack
Audio output	1 x pair RCA (L/R)	1 x pair RCA (L/R)	1 x pair RCA (L/R)
Control	1 x 9-pin D-sub for RS-232C control	1 x 9-pin D-sub for RS-232C control	1 x 9-pin D-sub for RS-232C control
USB	1 x USB type A for PC-less presentation 1 x USB type B for mouse control	1 x USB type A for PC-less presentation 1 x USB type B for mouse control	1 x USB type A for PC-less presentation 1 x USB type B for mouse control
Network	1 x RJ-45	1 x RJ-45	1 x RJ-45
<b>POWER</b>			
Power supply	100-120V/220-240V, auto switching	100-120V/220-240V, auto switching	100-120V/220-240V, auto switching
Power Consumption	300 W	300W	300W
Power Consumption Standby	<0.3W	<0.3W	<0.3W
<b>PHYSICAL</b>			
Dimensions (W x H x D)	345 x 85 x 303mm (excluding feet and extrusions when mirror is closed)	345 x 85 x 303mm (excluding feet and extrusions when mirror is closed)	345 x 85 x 303mm (excluding feet and extrusions when mirror is closed)
Weight	3.8Kg	3.8Kg	3.8Kg
Noise level	35dB (Normal)/29dB (Eco)	35dB (Normal)/29dB (Eco)	35dB (Bright)/29dB (Normal)
Air filter	Hybrid	Hybrid	Hybrid
<b>MISCELLANEOUS</b>			
	Lamp indicator light, Power light, Ceiling mount image, Rear projection image, Serial number label on side	Lamp indicator light, Power light, Ceiling mount image, Rear projection image, Serial number label on side	Lamp indicator light, Power light, Ceiling mount image, Rear projection image, Serial number label on side
<b>ACCESSORIES SUPPLIED</b>			
	Remote control with batteries, RGB cable, power cord, cable cover, security label, user manual (detail & concise), wall mount (HAS-K250) HL02772	Remote control with batteries, RGB cable, power cord, cable cover, security label, user manual (detail & concise), wall mount (HAS-K250) HL02772	Remote control with batteries, RGB cable, power cord, cable cover, security label, user manual (detail & concise), wall mount (HAS-K250) HL02772
<b>OPTIONAL ACCESSORIES</b>			
Replacement lamp/Lamp Wattage	DT01181/210W (UHP)	DT01181/210W (UHP)	DT01181/210W (UHP)
<b>WARRANTY</b>			
Projector warranty/Lamp warranty	3 Years/6 Months**	3 Years/6 Months**	3 Years/3 Years***